

## AROMA ACTIVE COMPOUNDS IN MILK FROM GOAT FED BASIL (*OCIMUM BASILICUM*)

M. Šípálová, S. Kráčmar

**Received: January 10, 2011**

### Abstract

ŠÍPALOVÁ, M., KRÁČMAR, S.: *Aroma active compounds in milk from goat fed basil (Ocimum basilicum)*. Acta univ. agric. et silvic. Mendel. Brun., 2011, LIX, No. 3, pp. 171–178

The study deals with the addition of basil (*Ocimum basilicum*) green tops into goat feeding ratio and with the effect of this addition on aroma active compounds in milk. The experiment comprised 8 goats crossbreed of White Goat and Brown Mountain Goat. These goats, which were on the second lactation, were divided into two groups – control (n = 4) and experimental (n = 4). The addition of 0.1 kg of basil green tops into goat feeding ration had no statistically significant effect on differences in total solid, fat or total nitrogen substances in milk during basil green tops feeding. However, the content of aroma active compounds (1-octanol, 1-undecanol, 2-nonanone), which were obtained by simultaneous distillation-extraction (SDE) and determined with usage GC-MS, reached statistically significant differences in days of basil green tops feeding. The amount of 1-octanol, 1-undecanol and 2-nonanone rose from  $18.24 \pm 0.019$ ,  $4.48 \pm 0.019$  and  $5.37 \pm 0.032$   $\mu\text{l}/100\text{ml}$  of milk in days without basil green tops in feeding ration to  $24.15 \pm 10.398$ ,  $9.60 \pm 0.118$  and  $23.29 \pm 0.408$   $\mu\text{l}/100\text{ml}$  of milk in the first day of basil green tops feeding when the increase was mostly the highest. In the next days of experiment the amount of 1-octanol, 1-undecanol and 2-nonanone was falling despite of readily goats' acceptance of basil green tops.

goat milk, simultaneous distillation-extraction (SDE), aroma active compounds, GC-MS, 1-octanol, 1-undecanol, 2-nonanone

Animal nutrition has a significant impact on the basic components of milk (Kováč *et al.*, 1989). Some authors confirm that the taste and flavor of the milk is directly affected by animal diet (Sehovic, 1988, 1991; Martin *et al.*, 1991; Ando *et al.*, 2001). The addition of herbs into feeding rations has a positive effect on fatty acids composition in milk (Collomb *et al.*, 2002) and positively affects rumen fermentation and digestibility (Ando *et al.*, 2003). Medicinal herbs in the feeding ration may even have a positive action against various diseases of animals, moreover, with no residual effect (Tipu *et al.*, 2006; Rochfort *et al.*, 2008; Gajula *et al.*, 2009). Some aroma active compounds could have a supportive impact for milk consumers such as 1-octanol which has a positive effect against essential tremor according to Bushara *et al.* (2004). A number of alcohols involved in taste and flavor of milk result from

reduction of their aldehyde analogues (Burdock, 1997). Excluding alcohols also ketones create taste and flavor of milk (Wong, 1999; Berard *et al.*, 2007; Belitz *et al.*, 2009). From the perspective of species differences the qualitative representation of aroma active compounds in sheep, goat and cows' milk is not different, however from a quantitative point of view the content of these constituents is higher in sheep and goat milk (Moio *et al.*, 1993; Friedrich and Acree, 1998; Park *et al.*, 2006). Sehovic (1988, 1991) mentions that grazing grassland rich in dicotyledonous plants, which occur mainly in the higher mountain areas, affecting flavor of cheese otherwise like grazing grasslands in lowland areas.

The aim of this study was to determine the effect of basil green tops addition into goats feeding ration on aroma active compounds in milk.

## MATERIALS AND METHODS

### Design of the feeding experiment

The experiment took a period of 15 days and comprised from goats ( $n = 8$ ) crossbreed of White Goat and Brown Mountain Goat, which were on the second lactation. The groups were balanced in milk yield and lactation days. During the experiment no animal showed any disease, loss of appetite or selective choice of feeding.

Control group ( $n = 4$ ) as well as experimental group ( $n = 4$ ) were fed basic ration composed from 10 kg meadow grass, 0.5 kg oat meal and 0.03 kg NaCl. The experimental group has added 0.1 kg green tops of basil per head per day into basic ration during 4<sup>th</sup> and 10<sup>th</sup> days of experiment.

Both groups were housed in stable throughout the experiment.

Green tops of basil (*Ocimum basilicum*) were obtained from trade network of the Czech Republic. The dry matter of green tops of basil was determined according to Özcan *et al.* (2005). The samples of green tops of basil contained  $15.01 \pm 0.414$  g/100 g of dry matter.

### Sample analysis

The individual milk samples were collected. The milked samples from evening and morning milking were combined. Then the milk samples were homogenized and divided into two parts.

The first part of samples was lyophilized ( $-40$  °C, 120 Pa, 48 hours; Alpha 1–4 LSC, Christ, Germany) for determination of total solid (ČSN ISO 6731), milk fat according to Soxhlet and nitrogen according Kjeldahl which was consequently converted to the total nitrogen substances according to Lynch *et al.* (2002).

The second part of milk samples was frozen ( $-20$  °C) before aroma active compounds analysis. The samples were homogenized (35 °C, homogenizer IKA® RW 14 basic) prior to analysis. The aroma active compounds were extracted by simultaneous distillation-extraction (SDE) using Likens-Nickerson device involving a common condensation of volatile compounds from the studied material with solvent vapors (Chaintreau, 2001). Chaintreau (2001) recommended that as the most suitable organic solvent dichloromethane. Volatile substance soluble in organic solvent are continuously transferred from water vapor into the vapor of organic solvent and concentrated. The aroma active compounds were determined by GC-MS according to Mariaca and Bosset (1997). Alcohols (1-octanol, 1-undecanol) and ketone (2-nonanone) were found in samples of goat milk.

The samples of basil green tops were analyzed by the same method as milk samples and the results of aroma compounds in green tops of basil are shown in Table I.

### Statistical methods

Results were analysed with Analysis of variance (ANOVA). The Paired test was performed according to Snedecor and Cochran (1967) using UNISTAT v. 5.5 software (Unistat, Ltd, London, Great Britain, 2003).

## RESULTS AND DISCUSSION

The total solid of milk from the control group ranged  $11.59 \pm 0.109$  g/100g throughout the experiment. At the experimental group the total solid of milk was  $11.85 \pm 0.043$  g/100g during the first three days of experiment, then total solid of milk reached  $11.78 \pm 0.052$  g/100g in days of basil green tops feeding (from 4<sup>th</sup> to 10<sup>th</sup> day of experiment) and  $12.64 \pm 0.214$  g/100g from the 11<sup>th</sup> day until the end of the experiment.

The concentration of fat in milk from control group ranged  $2.94 \pm 0.057$  g/100g throughout the experiment. Milk fat in milk from experimental group achieved  $3.15 \pm 0.059$  g/100g at the beginning of the experiment, slight increase  $3.31 \pm 0.048$  g/100g was observed in days of basil green tops feeding and in the end of the experiment milk fat rose to  $3.79 \pm 0.062$  g/100g.

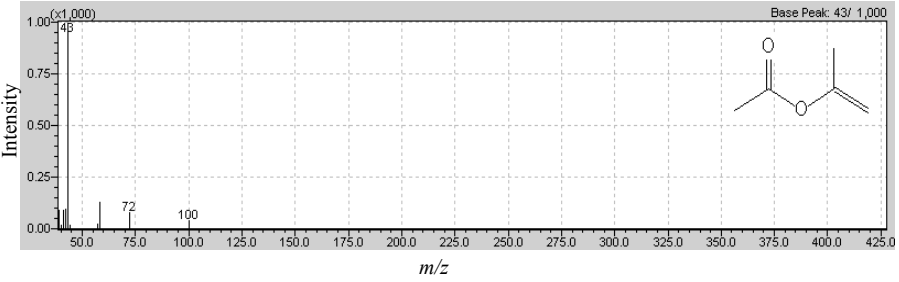
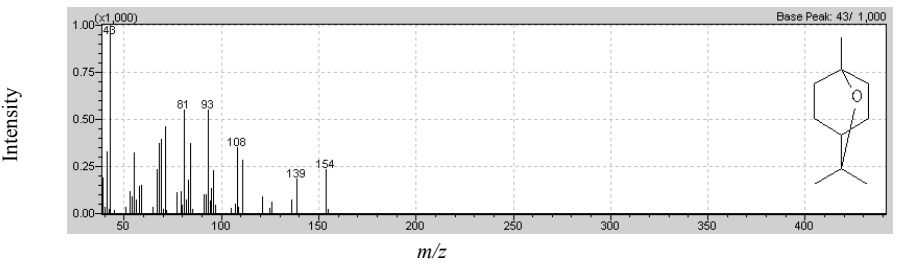
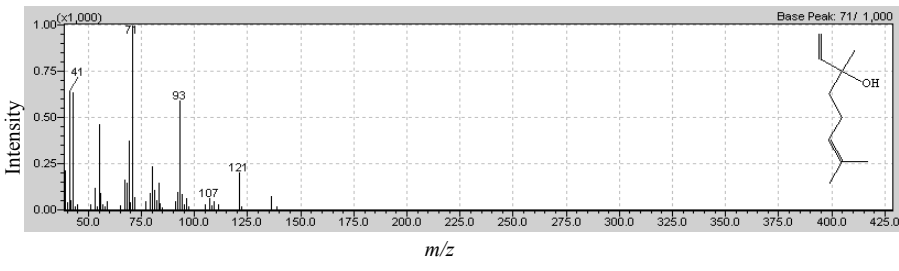
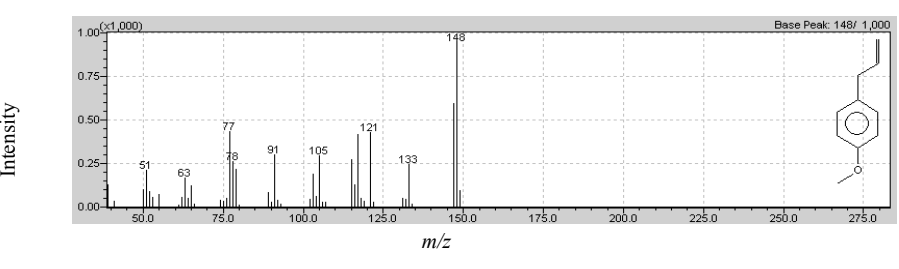
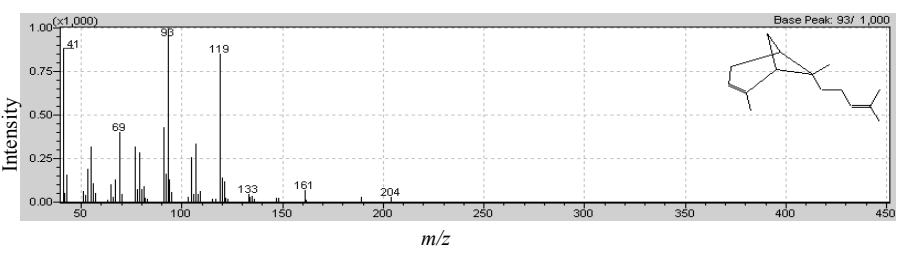
Milk from the control as well as experimental group contained the same amount of total nitrogen substances ( $2.82 \pm 0.010$  g/100g) throughout the experiment.

The addition of basil green tops had no statistically significant effect on differences in total milk solid, milk fat or total nitrogen substances in milk.

In green tops of basil were determined 1-propen-2-ol-acetate, eucalyptol (1, 8-cineole), linalool, estragol and  $\alpha$ -bergamotene. The content, structure and mass spectrum of these compounds are described in Table I. Aroma active compounds that were observed in milk were not detected in basil green tops. This fact is related to the rumen metabolism (Broudiscou *et al.*, 2007). Linalool, the most contained aroma substance in basil green tops, is according to Malecky *et al.*, (2009) completely degraded in the rumen microbial ecosystem. According to the same study oxygenated monoterpenes as eucalyptol are much less degraded, but according to another study realized by Malecky and Broudiscou (2009) reducing of the culture redox potential by 50 mV contributes to degradation of eucalyptol and other monocyclic terpenes as well as linear terpenes.

Dynamic content changes of aroma active compounds in goat milk during the experiment are showed in Table II. In this Table we could see that milk from control group contained  $18.24 \pm 0.019$   $\mu$ l 1-octanol/100ml of milk,  $4.48 \pm 0.019$   $\mu$ l 1-undecanol/100ml of milk and  $5.37 \pm 0.032$   $\mu$ l 2-nonanone/100ml of milk throughout the experiment (these values are graphically expressed on Fig. 1–3 where they are labeled by horizontal line which means 100% of content).

I: Aroma active compounds determined in green tops of basil (*Ocimum basilicum*) ( $\mu\text{l}/100\text{g}$ )

	amount mean $\pm$ S.E.	chemical structure and mass spectrum of the compound
1-propen-2-ol-acetate	163.15 $\pm$ 1.243	
eucalyptol (1,8-cineole)	105.37 $\pm$ 1.459	
linalool	429.98 $\pm$ 1.999	
estragol	173.34 $\pm$ 1.453	
$\alpha$ -bergamotene	37.45 $\pm$ 1.280	

The changes in content of 1-octanol in milk from experimental group and their statistically significant differences are presented in Table II. If these values are expressed as a percentage increase compared

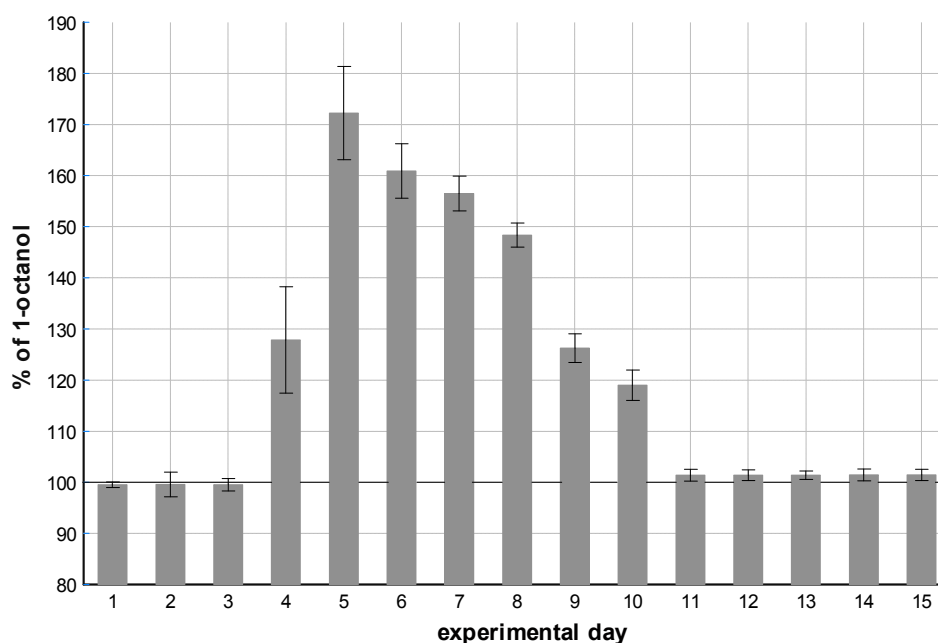
with the control group (Fig. 1) then the comparison shows that the first day of the basil green tops feeding has amount of 1-octanol increased about 30% and the highest value of 1-octanol (about 70%)

II: Dynamic content changes of aroma active compounds in goat milk by control (n = 4) and experimental (n = 4) group expressed in  $\mu\text{l}/100\text{ml}$  of milk (mean  $\pm$  S.E.)

day	1-octanol		1-undecanol		2-nonanone	
	group					
	control mean $\pm$ S.E.	experimental mean $\pm$ S.E.	control mean $\pm$ S.E.	experimental mean $\pm$ S.E.	control mean $\pm$ S.E.	experimental mean $\pm$ S.E.
1.						
2.		18.81 $\pm$ 0.136		5.33 $\pm$ 0.046		4.65 $\pm$ 0.071
3.						
4.		24.15 $\pm$ 10.398*		9.60 $\pm$ 0.118**		23.29 $\pm$ 0.408**
5.		32.53 $\pm$ 9.134**		9.02 $\pm$ 0.018**		19.53 $\pm$ 0.023**
6.		30.40 $\pm$ 5.334**		8.34 $\pm$ 0.256**		19.47 $\pm$ 0.718**
7.		29.56 $\pm$ 3.437**		7.50 $\pm$ 0.507**		15.05 $\pm$ 1.260**
8.	18.24 $\pm$ 0.019	28.03 $\pm$ 2.386**	5.37 $\pm$ 0.032	7.18 $\pm$ 0.130*	4.48 $\pm$ 0.019	15.09 $\pm$ 0.081**
9.		23.85 $\pm$ 2.815*		7.05 $\pm$ 0.106*		13.73 $\pm$ 1.047**
10.		22.48 $\pm$ 2.982*		6.91 $\pm$ 0.100		12.79 $\pm$ 0.021**
11.						
12.						
13.		19.16 $\pm$ 0.067		5.53 $\pm$ 0.039		4.79 $\pm$ 0.277
14.						
15.						

\* ...  $P \leq 0.05$

\*\*...  $P \leq 0.01$

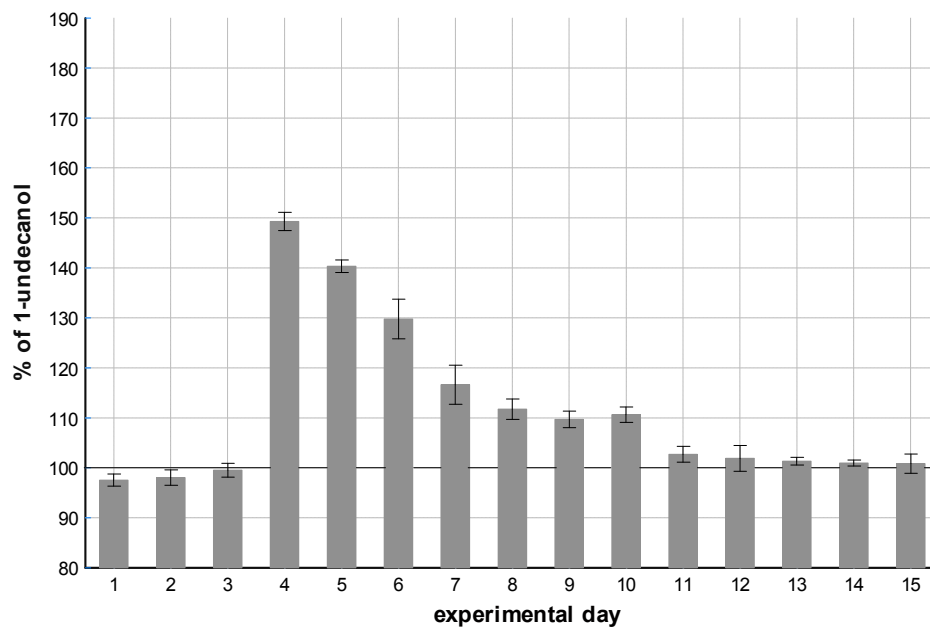


1: Percentage increase of 1-octanol in goat milk of experimental group in comparison to control group (horizontal line on the value 100%)

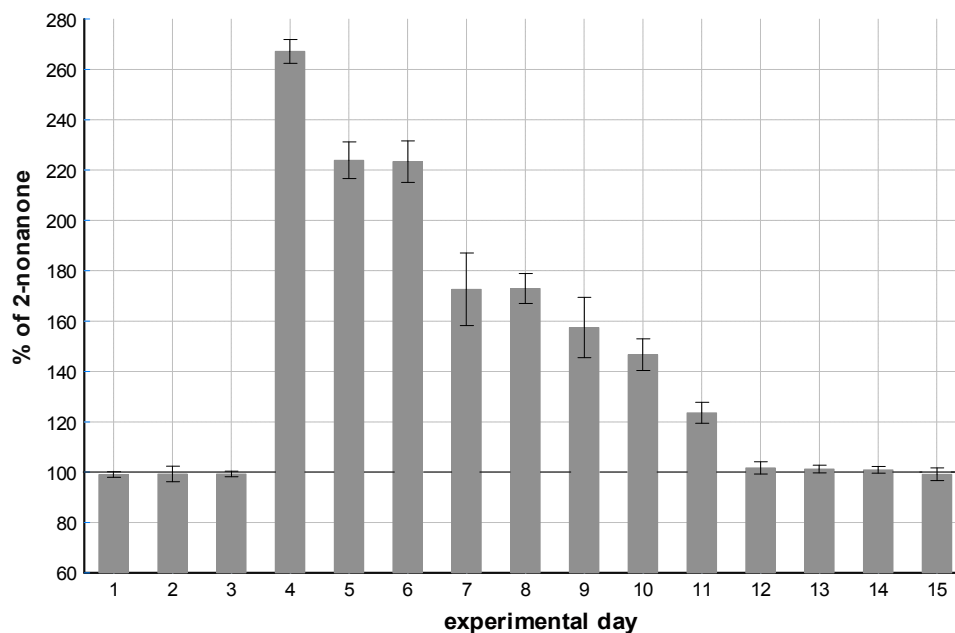
was reached on the second day of basil green tops feeding. From the 6<sup>th</sup> day of experiment the content of 1-octanol gradually decreased up to the 10<sup>th</sup> day when its value stabilized at current level.

The changes in content of 1-undecanol in milk from experimental group and their statistically significant differences presented in Table II. Its

percentage increase against the control group is showed on Fig. 2. The highest amount of 1-undecanol was determined on the first day of basil green tops feeding (almost 50%), but the amount is already falling from the second day of basil green tops feeding.



2: Percentage increase of 1-undecanol in goat milk of experimental group in comparison to control group (horizontal line on the value 100%)



3: Percentage increase of 2-nonanone in goat milk of experimental group in comparison to control group (horizontal line on the value 100%)

The changes in content of 2-nonanone in milk from experimental group and their statistically significant differences presented in Table II. A high growth in the content of ketone 2-nonanone (Fig. 3) was observed by the first day of basil green tops feeding (almost 170%). The amount of 2-nonanone was gradually declined in the next days of experiment.

Initial concentrations of 1-octanol, 1-undecanol and 2-nonanone occurred already on 13<sup>th</sup> day of experiment. The decrease of content of 1-octanol, 1-undecanol and 2-nonanone could be caused by gradual metabolic conversion of these compounds to acetic acid which serves like the major precursor of milk fat in the mammary gland (Kováč *et al.*, 1989; Kudrna *et al.*, 1998). Alternatively, they might be transformed into other volatile fatty acids

constituting the fat in milk (Kováč *et al.*, 1989; Kudrna *et al.*, 1998). Increase in milk fat content of milk from the experimental group from the original value  $3.15 \pm 0.059$  g/100g to  $3.31 \pm 0.048$  g/100g by

basil green tops feeding up to  $3.79 \pm 0.062$  g/100g in the end of experiment could also be related with this transformation of flavor compounds.

## CONCLUSION

In conclusion, the addition of 0.1 kg of basil green tops had no statistically significant effect on differences in total solid, fat or total nitrogen substances in milk. The results of this study showed dynamic changes in concentration of 1-octanol, 1-undecanol and 2-nonanone. The statistically significant differences ( $P \leq 0.05$ ,  $P \leq 0.01$ ) were found from 4<sup>th</sup> to 12<sup>th</sup> days of experiment. Initial concentrations of 1-octanol, 1-undecanol and 2-nonanone occurred already on 13<sup>th</sup> day of experiment.

## Acknowledge

This study was supported by the internal grant of TBU in Zlín No. IGA/15/FT/10/D funded from the resources of specific university research.

## REFERENCES

- ANDO, S., NISHIDA, T., ISHIDA, M., HOSODA, K., BAYARU, E., 2003: Effect of peppermint feeding on the digestibility, ruminal fermentation and protozoa. *Livestock Production Science*. Vol. 82, p. 245–248. ISSN 0301-6226.
- ANDO, S., NISHIDA, T., ISHIDA, M., KOUCHI, Y., KAMI, A., SE, S., 2001: Transmission of herb essential oil to milk and change of milk flavor by feeding dried herbs to lactating Holstein cows. *Journal of the Japanese Society for Food Science and Technology*. Vol. 48, No. 2, p. 142–145. ISSN 1341-027X.
- BELITZ, H. D., GROSCH, W., SCHIEBERLE, P., 2009: *Food Chemistry*. Springer. 1070 p. ISBN 978-3-540-69934-7.
- BERARD, J., BIANCHI, F., CARERI, M., CHATEL, A., MANGIA, A., MUSCI, M., 2007: Characterization of the volatile fraction and of free fatty acids of "Fontina Valle d'Aosta", a protected designation of origin Italian cheese. *Food Chemistry*. Vol. 105, p. 293–300. ISSN 0308-8146.
- BROUDISCOU, L. P., CORNU, A., ROUZEAU, A., 2007: In vitro degradation of 10 mono- and sesquiterpenes of plant origin by caprine rumen micro-organisms. *Journal of the science of food and agriculture*. Vol. 87, No. 9, p. 1653–1658. ISSN 1097-0010.
- BURDOCK, G. A., 1997: *Encyclopedia of Food and Color Additives*. CRC Press. 2879 p. ISBN 978-0-84939416-4.
- BUSHARA, K. O., GOLDSTEIN, S. R., GRIMES JR., G. J., BURSTEIN, A. H., HALLETT, M., 2004: Pilot trial of 1-octanol in essential tremor. *Neurology*. Vol. 62, No. 1, p. 122–124. ISSN 0028-3878.
- COLLOMB, M., Bütikofer, U., SIEBER, R., JEANGROS, B., BOSSET, J. O., 2002: Correlation between fatty acids in cows' milk fat produced in the Lowlands, Mountains and Highlands of Switzerland and botanical composition of the fodder. *International Dairy Journal*. Vol. 12, p. 661–666. ISSN 0958-6946.
- ČSN ISO 6731 (570535), Mléko, smetana a zahuštěné neslazené mléko – Stanovení obsahu celkové sušiny (Referenční metoda). Český normalizační institut, Praha, 1998. 8. p.
- FRIEDRICH, J. E., ACREE, T. E., 1998: Gas chromatography olfactometry (GC/O) of dairy products. *International Dairy Journal*. Vol. 8, p. 235–241. ISSN 0958-6946.
- GAJULA, D., VERGHESE, M., BOATENG, J., WALKER, L. T., SHACKELFORD, L., MENTREDDY, S. R., CEDRIC, S., 2009: Determination of total phenolic, flavonoids and antioxidant and chemopreventive potential of basil. *International Journal of Cancer Research*. Vol. 5, No. 4, p. 130–143. ISSN 1097-0215.
- CHARENTREAU, A., 2001: Simultaneous distillation-extraction: from birth to maturity – review, *Flavour and Fragrance Journal*. Vol. 16, p. 136–148. ISSN 1099-1026.
- KOVÁČ, M. a kol., 1989: *Výživa a krmienie hospodárskych zvierat*. Príroda, Bratislava. 522 p. ISBN 80-07-00030-5.
- KUDRNA, V. a kol., 1998: *Produkce krmiv a výživa skotu*. Agrospoj Praha. 362 p. ISBN 80-239-4241-7.
- LYNCH J. M., BARBANO D. M., FLEMING J. R., 2002: Determination of the Total Nitrogen Content of Hard, Semihard and Processed cheese by the Kjeldahl Method: Collaborative Study, *Journal of AOAC International*. Vol. 85, No. 2, p. 445–455. ISSN 1944-7922.
- MALECKY, M., BROUDISCOU, L. P., 2009: Disappearance of nine monoterpenes exposed in vitro to the rumen microflora of dairy goats: Effects of inoculum source, redox potential, and vancomycin. *Journal of Animal Science*. Vol. 87, No. 4, p. 1366–1373. ISSN 1525-3163.
- MALECKY, M., FEDELE, V., BROUDISCOU, L., 2009: In vitro degradation by mixed rumen

- bacteria of 17 mono- and sesquiterpenes typical of winter and spring diets of goats on Basilicata rangelands (southern Italy). *Journal of the science of food and agriculture*. Vol. 89, No. 3, p. 531–536. ISSN 1097-0010.
- MARIACA, R., BOSSET, J. O., 1997: Instrumental analysis of volatile (flavour) compounds in milk and dairy products. *Lait*. Vol. 77, p. 13–40. ISSN 1297-9694.
- MARTIN, B., PRIOLO, A., VALVO, M. A., MICOL, D., COULON, J. B., 1991: Effects of grass feeding in milk, cheese and meat sensory properties. *Options Méditerranéennes*. Vol. 67, p. 213–233. ISSN 1022-1379.
- MOIO, L., DEKIMPE, J., ETIEVANT, P., ADDEO, F., 1993: Neutral volatile compounds in the raw milks from different species. *Journal of Dairy Research*. Vol. 60, p. 199–213. ISSN 1469-7629.
- OZCAN, M; ARSLAN, D; UNVER, A., 2005: Effect of Drying Methods on the Mineral Content of Basil (*Ocimum Basilicum* L.). *Journal of Food Engineering*. Vol. 69, No. 3, p. 375–379. ISSN 0260-8774.
- PARK, Y. W., JUÁREZ, M., RAMOS, M., HAENLEIN, G. F. W., 2006: Physico-chemical characteristics of goat and sheep milk. *Small Ruminant Research*. Vol. 68, p. 88–113. ISSN 0921-4488.
- ROCHFORD, S., PARKER, A. J., DUNSHEA, F. R., 2008: Plant bioactives for ruminant health and productivity. *Phytochemistry*. Vol. 69, p. 299–322. ISSN 0031-9422.
- SEHOVIC, J., 1988: Secondary metabolites in some plants of grassland forages. *Recherche Agronomique Suisse*. Vol. 27, p. 153–165. ISSN 1663-7917.
- SEHOVIC, J., 1991: Consideration on the chemical composition in the quality estimation of the natural grassland forages. *Recherche Agronomique Suisse*. Vol. 23, p. 305–310. ISSN 1663-7917.
- SNEDECOR, G. W., COCHRAN, W. G., 1967: *Statistical Methods*. Iowa: 6th edition Iowa State University Press. 534 p.
- TIPU, M. A., AKHTAR, M. S., ANJUM, M. I., RAJA, M. L., 2006: New dimension of medical plants as animal feed. *Pakistan Veterinary Journal*. Vol. 26, No. 3, p. 144–148. ISSN 2074-7764.
- WONG, N. P., 1999: *Fundamentals of Chemistry*. Aspen Publishers, Inc. 779 p. ISBN 0-8342-1360-5.

#### Address

Ing. Markéta Šípalová, prof. Ing. Stanislav Kráčmar, DrSc., Ústav biochemie a analýzy potravin, Univerzita Tomáše Bati ve Zlíně, nám. T. G. Masaryka 5555, 760 01 Zlín, Česká republika; e-mail: sipalova@ft.utb.cz, kracmar@ft.utb.cz

